


## Air Chief Automotive Interchange Couplings

**Features:**

- pressure rating: **300 PSI**
- temperature range: **-40°F to 250°F (-40°C to 121°C)**
- couplers are semi-automatic
- interchange with popular makes of automotive quick-connect fittings such as Amflo, Dill, Milton and Truflate, some designs do not interchange with others, if you plan to interchange these couplings make sure you have plug ends with the proper configuration


### Semi-Automatic

#### Female Threaded Plugs



Body Size	Female NPT	Flow Rating at 100 PSI	Steel Part #
1/4"	1/8"	37 CFM	<b>DCP221</b>
	1/4"	37 CFM	<b>DCP2</b>
	3/8"	37 CFM	<b>DCP223</b>
3/8"	1/4"	70 CFM	<b>DCP8</b>
	3/8"	70 CFM	<b>DCP6</b>
	1/2"	70 CFM	<b>DCP624</b>

#### Male Threaded Plugs




Body Size	Male NPT	Flow Rating at 100 PSI	Steel Part #
1/4"	1/8"	37 CFM	<b>DCP101</b>
	1/4"	37 CFM	<b>DCP1</b>
	3/8"	37 CFM	<b>DCP103</b>
3/8"	1/4"	70 CFM	<b>DCP7</b>
	3/8"	70 CFM	<b>DCP5</b>

#### Standard Hose Barb Plugs



Body Size	Hose ID	Flow Rating at 100 PSI	Steel Part #
1/4"	1/4"	37 CFM	<b>DCP142</b>
	3/8"	37 CFM	<b>DCP144</b>
3/8"	3/8"	37 CFM	<b>DCP544</b>

#### Push-On Hose Barb Plugs



Body Size	Hose ID	Flow Rating at 100 PSI	Steel Part #
1/4"	1/4"	37 CFM	<b>DCP142L</b>
	3/8"	37 CFM	<b>DCP144L</b>
3/8"	3/8"	70 CFM	<b>DCP544L</b>