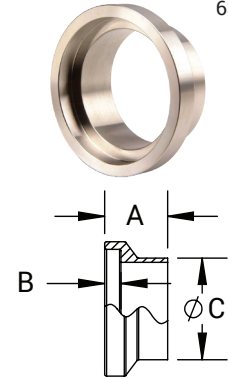


I-Line/Q-Line - Ferrules

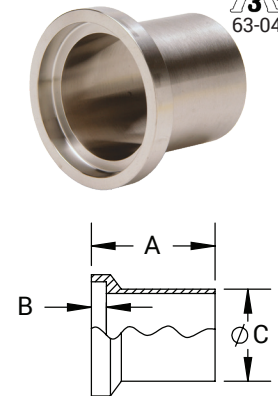
Female I-Line Short Weld Ferrules - 15WI

| Tube O.D. | A (in) | B (in) | C (in) | Nominal Wall (in) | 304 Stainless Steel Part # | 316L Stainless Steel Part # |
|-----------|--------|--------|--------|-------------------|----------------------------|-----------------------------|
| 1" | .79 | .25 | 1.00 | .065 | 15WI-G100 | 15WI-R100 |
| 1-1/2" | .95 | .25 | 1.50 | .065 | 15WI-G150 | 15WI-R150 |
| 2" | 1.04 | .31 | 2.00 | .065 | 15WI-G200 | 15WI-R200 |
| 2-1/2" | 1.16 | .36 | 2.50 | .065 | 15WI-G250 | 15WI-R250 |
| 3" | 1.22 | .36 | 3.00 | .065 | 15WI-G300 | 15WI-R300 |
| 4" | 1.35 | .36 | 4.00 | .083 | 15WI-G400 | 15WI-R400 |
| 6" | 1.13 | .24 | 6.00 | .109 | --- | 15WI-R600 |
| 8" | 1.13 | .24 | 8.00 | .109 | --- | 15WI-R800 |



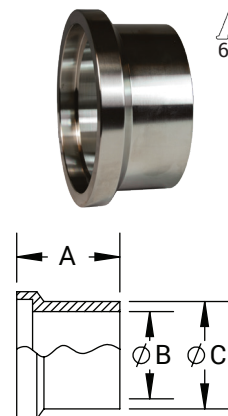
Female I-Line Long Weld Ferrules - 15WLI

| Tube O.D. | A (in) | B (in) | C (in) | Nominal Wall (in) | 304 Stainless Steel Part # | 316L Stainless Steel Part # |
|-----------|--------|--------|--------|-------------------|----------------------------|-----------------------------|
| 1" | 1.75 | .25 | 1.00 | .065 | 15WLI-G100 | 15WLI-R100 |
| 1-1/2" | 2.03 | .25 | 1.50 | .065 | 15WLI-G150 | 15WLI-R150 |
| 2" | 2.31 | .31 | 2.00 | .065 | 15WLI-G200 | 15WLI-R200 |
| 2-1/2" | 2.50 | .36 | 2.50 | .065 | 15WLI-G250 | 15WLI-R250 |
| 3" | 2.69 | .36 | 3.00 | .065 | 15WLI-G300 | 15WLI-R300 |
| 4" | 3.00 | .36 | 4.00 | .083 | 15WLI-G400 | 15WLI-R400 |
| 6" | 3.00 | .24 | 6.00 | .109 | --- | 15WLI-R600 |



Female I-Line Heavy Wall Tank Weld Ferrules - 15WHI

| Size | A (in) | B (in) | C (in) | 304 Stainless Steel Part # | 316L Stainless Steel Part # |
|--------|--------|--------|--------|----------------------------|-----------------------------|
| 1" | 1.50 | .87 | 1.25 | 15WHI-G100 | 15WHI-R100 |
| 1-1/2" | 1.63 | 1.37 | 1.69 | 15WHI-G150 | 15WHI-R150 |
| 2" | 1.75 | 1.87 | 2.25 | 15WHI-G200 | 15WHI-R200 |
| 2-1/2" | 1.75 | 2.37 | 2.75 | 15WHI-G250 | 15WHI-R250 |
| 3" | 1.81 | 2.87 | 3.31 | 15WHI-G300 | 15WHI-R300 |
| 4" | 2.13 | 3.83 | 4.25 | 15WHI-G400 | 15WHI-R400 |



M